

Intro to Barre Chord Theory

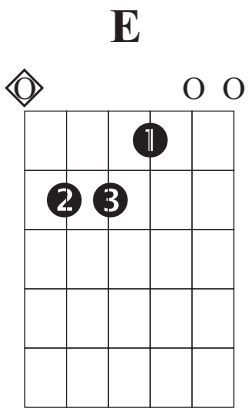


Fig. 1

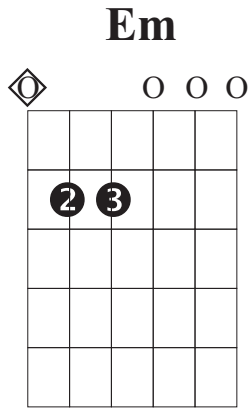


Fig. 2

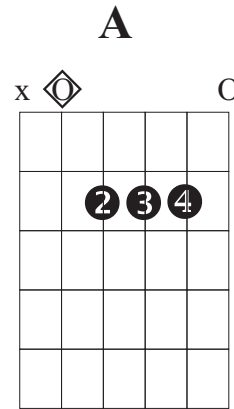


Fig. 3

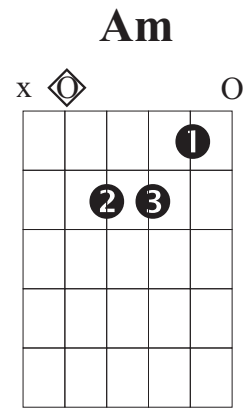


Fig. 4

E Shape

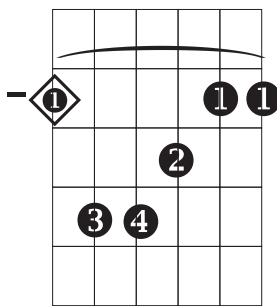


Fig. 5

Em Shape

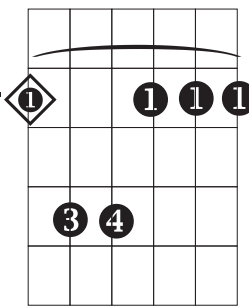


Fig. 6

*This Fret is
RELATIVE*

A Shape

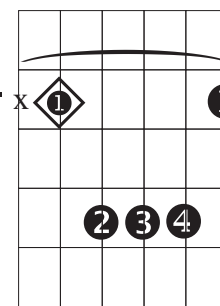


Fig. 7

Am Shape

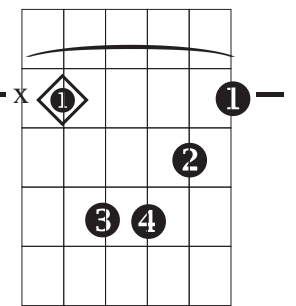


Fig. 8

Chromatic Scale

Fig. 9

A - A# - B - C - C# - D - D# - E - F - F# - G - G# - A...
(Bb) (Db) (Eb) (Gb) (Ab)

Fig. 10

Fret	E shape	Em Shape	A shape	Am Shape
1	F	Fm	Bb	Bbm
2	F#	F#m	B	Bm
3	G	Gm	C	Cm
4	G#	G#m	C#	C#m
5	A	Am	D	Dm
6	Bb	Bbm	Eb	Ebm
7	B	Bm	E	Em
8	C	Cm	F	Fm
9	C#	C#m	F#	F#m
10	D	Dm	G	Gm
11	Eb	Ebm	G#	G#m

Barre Chord Families

Fig. 11

1 is major - 2 is minor - 3 is minor
4 is major - 5 is major - 6 is minor

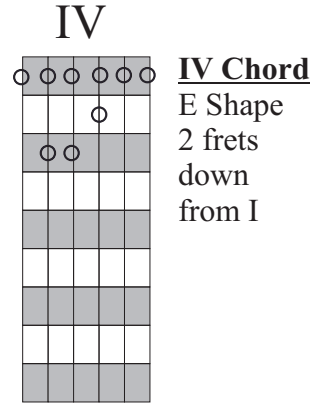
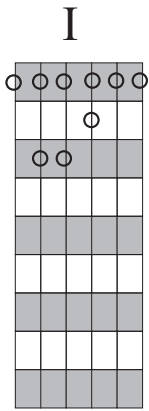


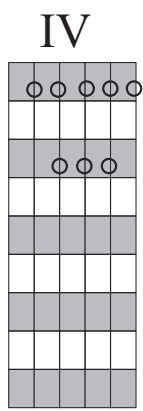
Fig. 12

E Shape I

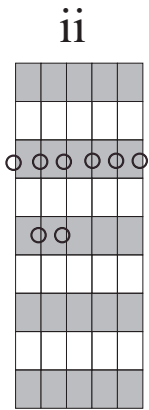
I Chord
E Shape
position
relative



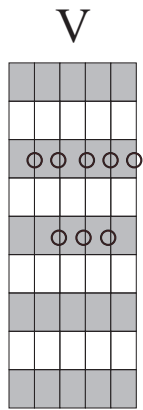
IV Chord
A Shape
same fret
as I chord



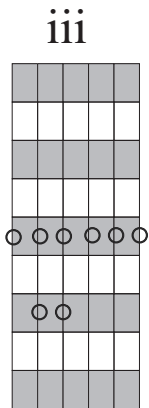
ii Chord
Em Shape
2 frets up
from I



V Chord
Am Shape
2 frets up
from IV



iii Chord
Em Shape
2 frets up
from ii



vi Chord
Am Shape
2 frets up
from V

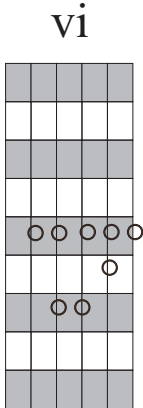
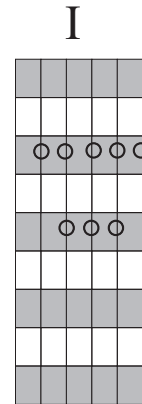


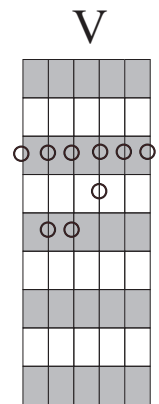
Fig. 13

A Shape I

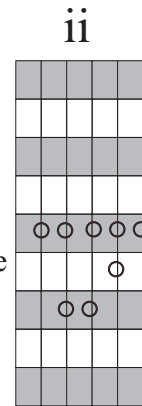
I Chord
A shape
position
relative



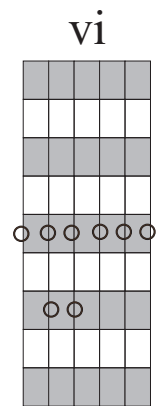
V Chord
E Shape
2 frets up
from IV



ii Chord
Am Shape
2 frets up
from I



vi Chord
Em Shape
2 frets up
from V



iii Chord
Am Shape
2 frets up
from ii

